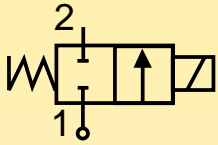


Solenoid valves for steam and high temperatures

2/2 way - Normally Closed - Diaphragm pilot operated

Fittings: G = 3/8" - 1"

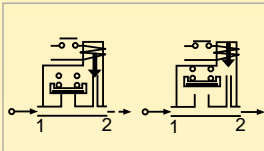
Series **135**



N.C.

Normally closed

Coil energised - open
Coil de-energised - closed



General description:

PARKER series 135 solenoid valves are diaphragm pilot operated and therefore require a minimum differential pressure to operate.

They are used for **steam and superheated water**.

Electrical components are insulated from the moving parts in contact with the media and therefore series 135 valves are particularly suitable for demanding applications. Series 135 valves are **normally closed**.

Temperatures:

The working temperature for media is:

maximum **+180°C**

minimum **-30°C**

The maximum ambient temperature is:

+80°C

Coils:

For series 135 valves class "F" coils (**155°C**) are available encapsulated in thermoplastic containing 40% of glass fiber (types ZH).

All the coils are for continuous service, 100% E.D.

The rated voltage tolerance is:

±10% for A.C. power supply and

+10% -5% for D.C.

The "Z" coil can be used on a.c. with a frequency of 50/60 Hz (dual frequency) and has Faston terminals for **DIN 43650A** connectors with protection to **IP65**.

Application:

Series 135 solenoid valves are ideal for automatic control of steam and superheated water in a wide range of applications such as those listed below.

- Dry-cleaning systems;
- Steam generators;
- Laundry systems;
- Sterilisers;
- Autoclaves;
- Plant food industry;
- Steam presses;
- Drying systems;
- Catering systems.

Installation:

The valves can be mounted in any position without jeopardising their operation. It is however advisable to install them with the coil in a vertical position above the body.



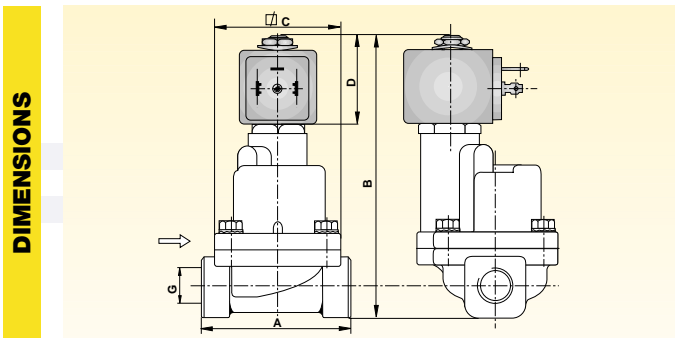
Series **135**

MATERIALS	• Valve body:	CW617N UNI EN 12165:98 brass stamping
	• Seals:	PTFE (Teflon)
	• Enclosing tube:	AISI 304 stainless steel
	• Plunger:	AISI 430F stainless steel
	• Spring:	AISI 302 stainless steel
	• Shading ring:	Copper
• Fitted sit:	AISI 304 stainless steel	

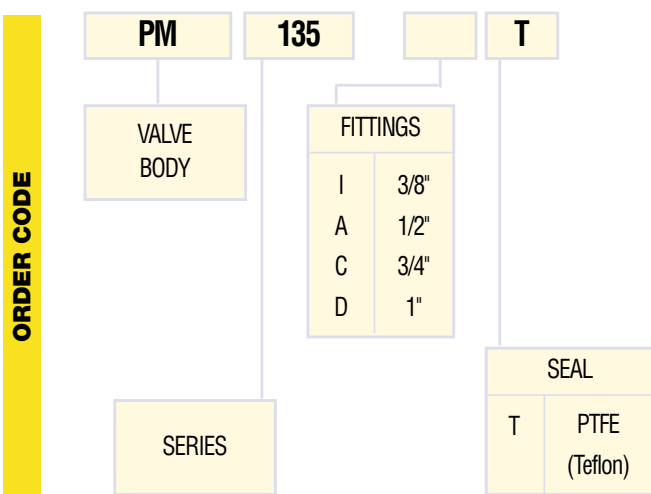
Coil type []		Power [W]		Insulat. class
A.C.(~)	D.C.(=)	A.C.(~)	D.C.(=)	
ZH 14	ZH 16	14	16	

SPECIFICATION	Fittings Ø G	Valve type	Nominal orifice Ø	Flow coefficient Kv	Minimum pressure	Max differential pressure (M.O.P.D.)		Coil type	Weight	Notes
	["]	[]	[mm]	[m³/h]	[bar]	in A.C.(~) [bar]	in D.C.(=) [bar]	[]	[Kg]	[]
	3/8	135 I	16	4,7	0,5	10	10	Z	1,150	1
1/2	135 A	16	4,7	0,5	10	10	Z	1,000	1	
3/4	135 C	27	11,6	0,5	10	10	Z	3,500	1	
1	135 D	27	11,6	0,5	10	10	Z	3,200	1	

Note: 1) NP (nominal pressure): 25 bar.



Fittings Ø G	A	B	C	D
["]	[mm]	[mm]	[mm]	[mm]
3/8	67	127	58	65,5
1/2	67	127	58	65,5
3/4	98,5	177	82	96
1	98,5	177	82	96



Coil type	[V]				[Hz]/d.c.	
	24 V 50/60 Hz	115V 50/60 Hz	220-230 V 50/60 Hz	240 V 50/60 Hz	12 V d.c.	24 V d.c.
ZH 14	●	●	●			
ZH 16						●

Note: Valve supplied with body(PM) and coil separate. Connectors to be ordered separately.