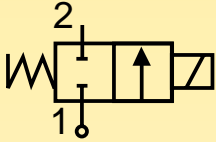


Solenoid valves for heating

2/2 way - Normally Closed - Direct Operated

Fittings: R = 1/8" - 1/4"

Series **131.4...G**

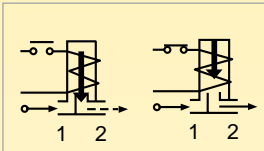


N.C.

Normally closed

Coil energised - open

Coil de-energised - closed



General description:

PARKER series 131.4...G solenoid valves are direct operated and are used for general applications with **fuel gases**.

Series 131.4...G valves are **normally closed**.

Temperatures:

The working temperature for media is:

maximum **+90°C**

minimum **-10°C**

The maximum ambient temperature is:

with class "F" Coils **+50°C**

with class "H" Coils **+80°C**

Application:

Series 131.4...G solenoid valves are ideal for automatic and safe control of fuel gases where low flow rates are required.

Some typical application examples:

- Portable hot air generators;
- Dryers;
- Gas cookers;
- Boilers for caravans and motorhomes;
- Pilot flame control.

Coils:

For series 131.4...G valves class "F" coils (**155°C**) are available encapsulated in thermoplastic containing 30% glass fiber (type KT).

All the coils are for continuous service, 100% E.D.

The rated voltage tolerance is:

±10% for A.C. power supply and **+10% - 5% in D.C.**

The "K" coil can be used on a.c. with a frequency of 50 Hz (single frequency) and has Faston terminals for **DIN 43650A** connector with protection to **IP65**.

Installation:

The valves can be mounted in any position without jeopardising their operation. It is however advisable to install them with the coil in a vertical position above the body.

The valve body has 2 mounting holes with diam. M4 x 7 and centre distance 13 x 13.

Approvals:



- For the coils:
 - KT 09** 115V/50Hz
220-230V/50Hz
 - KH 09** 115V/50Hz
220-230V/50Hz

- **EN 161**

For the solenoid valves with the following coil:

- KT 09** 24V/50Hz,
115V/50Hz,
110-120V/60Hz,
220V/50Hz,
240V/50Hz
- KT 05** 12V D.C.
- KT 06** 196-216V D.C.
- KH 09** 115V/50Hz
220-230V/50Hz



Series **131.4...G**

MATERIALS

- Valve body: CW617N UNI EN 12165:98 brass stamping
- Seals: NBR (Buna N)
- Enclosing tube: CW614N UNI EN 12164:98 brass stamping
- Plunger: 9 SMnPb 23 UNI 5105 steel with nickel
- Spring: AISI 302 stainless steel
- Shading ring: Copper

ELECTRICAL FEATURES

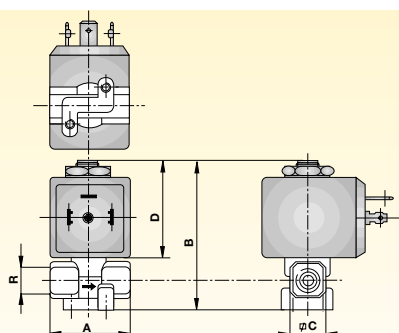
Coil type []		Power [W]		Insulat. class
A.C.(~)	D.C.(=)	A.C.(~)	D.C.(=)	
KT 09	KT 10	9	10	F
KT 05	KT 05	5	5	F
-	KT 06	-	6	F
KH 09	-	9	-	H

SPECIFICATION

Fittings Ø Rp	Valve type	Nominal orifice Ø	Flow coefficient Kv	Minimum pressure	Max differential pressure (M.O.P.D.)		Coil type	Weight	Notes
					in A.C.(~) [bar]	in D.C.(=) [bar]			
["]	[]	[mm]	[m³/h]	[bar]			[]	[Kg]	[]
1/8	131.4 C	4	0,318	0	2	1	K	0,20	1-2
1/4	131.4 G	4	0,318	0	2	1	K	0,22	1-2

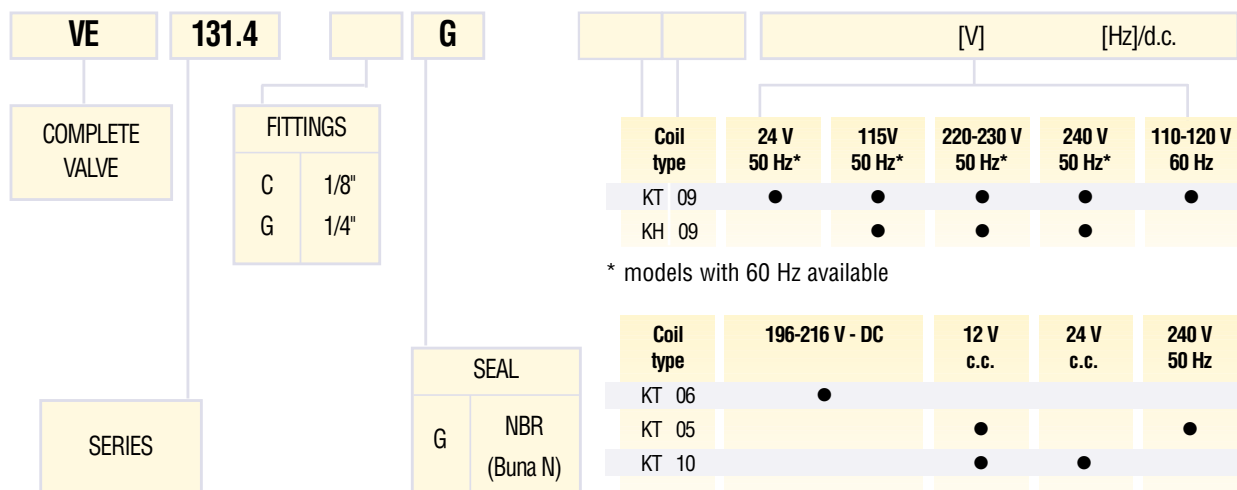
Note: 1) NP (nominal pressure): 10 bar. 2) With coil KT05-KT06 (d.c.) the working pressure is reduced to 0,15 bar.

DIMENSIONS



Fittings Ø Rp	A	B	C	D
["]	[mm]	[mm]	[mm]	[mm]
1/8	38	60	60	37,5
1/4	38	60	60	37,5

ORDER CODE



Note: Valve supplied with coil in multipack. Connectors to be ordered separately.